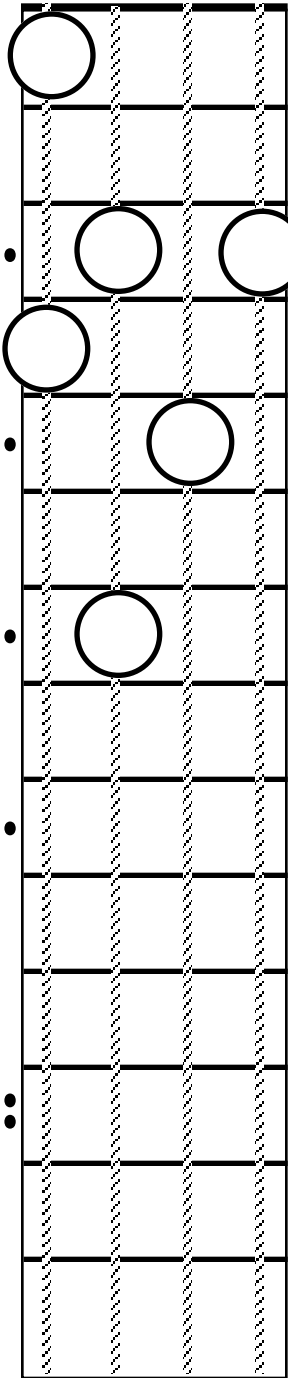



Bass Guitar worksheet

Student Name _____




1. Directly above the corresponding number draw the note represented by the fingering and write the name of each note on the line provided.



1 2 3 4 5 6

Note names _____

2. Draw circles on this blank fretboard diagram to show the fingering of two octaves of the _____ scale.



3. On the lines above write the name of each note at the _____ fret.